






Hanging Heaton C of E (VC) J & I School – Working at home work

Class/Year Group: Reception

Week commencing: 13th July 2020

Dear Parents/Carers,
This is the last working at home sheet of the year. I hope that you all have a lovely summer break.
** Don't forget the online phonics support available**

Area	Monday	Tuesday	Wednesday	Thursday	Friday
Reading	At least 10 minutes	At least 10 minutes	At least 10 minutes	At least 10 minutes	At least 10 minutes
English 	We have been round the world this half term and today we are looking at different animals. Look at the picture below and have a go at describing what you can see.	Which animal below do you think will be the cheekiest? Draw a picture of him or her and describe it explaining what he/she gets up to.	Learn the African Animals poem below, ask your grown up to help you with the actions.	Have a go at practising reading words on https://www.ictgames.com/mobilePage/helpAHedgehog/index.html See how far you can get.	https://spellingframe.co.uk/ Click on Year 1 and then Rules 1 & 15 and practise some spellings. Click on play and look at the spelling tiles games and then play the free Spelling Game
Maths 	Doubles – let's remind ourselves how we double numbers. Play https://kids.classroomsecrets.co.uk/resource/reception-doubles-game/ https://kids.classroomsecrets.co.uk/resource/reception-number-doubling-game/ https://kids.classroomsecrets.co.uk/resource/reception-doubling-a-number-game/ https://kids.classroomsecrets.co.uk/resource/reception-doubling-game/ https://kids.classroomsecrets.co.uk/resource/reception-doubling-numbers-game/	Halves are the opposite of doubles, let's remind ourselves how we do these. https://kids.classroomsecrets.co.uk/resource/reception-halving-game/ https://kids.classroomsecrets.co.uk/resource/reception-number-halving-game/ https://kids.classroomsecrets.co.uk/resource/reception-halving-a-number-game/ https://kids.classroomsecrets.co.uk/resource/reception-halving-numbers-game/	See if you can work out some halves of your own. You can use anything to help you with this activity, bricks, pasta shapes, buttons or coins, anything you can count. Remember you can work out halves by putting them into two equal groups. Can you work out half of 10, 8, 6, 4, 2? If you really want a challenge try, 20, 18, 16, 14 and 12 too!	Sharing Sharing is like halving when you are sharing between 2 people although you can share into a different number of groups. Try these games: https://kids.classroomsecrets.co.uk/resource/reception-picnic-sharing-game/ https://kids.classroomsecrets.co.uk/resource/reception-sharing-objects-game/	Sharing See if you can share these amounts into the following number of groups. You can use anything to help you with this activity, bricks, pasta shapes, buttons or coins, anything you can count. 12 shared into 2 groups 10 shared into 2 groups 14 shared into 2 groups Can you make any more of your own, get your grown up to help.
Foundation subjects 	Let's go around the world again, this time thinking where animals live. https://www.bbc.co.uk/bitesize/articles/zhvmt39 Then have a go at Activity 1.	This half term we have been thinking about our wonderful world. Watch this clip https://www.bbc.co.uk/bitesize/clips/z62hyrd and then draw a picture of the 6 things you find most amazing and explain why.	Let's continue on our trip around the world with https://www.bbc.co.uk/bitesize/articles/zhb42p Watch the video and have a go at Activity 1	Let's try some music: https://www.bbc.co.uk/bitesize/articles/z4jjcmn How many of the activities can you do?	It is the end of the year and I would like you to write a letter to your teacher. What you like to say to her?

This week's spellings are: on this dad came called

This week's mental maths challenges are: counting in 2s (by missing a number out)

Hanging Heaton C of E (VC) J & I School - Working at home work



